

**ANNEX 7 CLOSED MULTIPLE OBSTACLES**

(Elements must be separated 20 cm – 40 cm )

**1. Single "L"**

Construction:

Sports – 40 cm to 60 cm from ground to top of rail

Elements – must be free standing; parallel or perpendicular

Single or sectioned rails; separated by 20 cm-40 cm Spacing

Markers – a pair of red and white markers, set within 15 cm

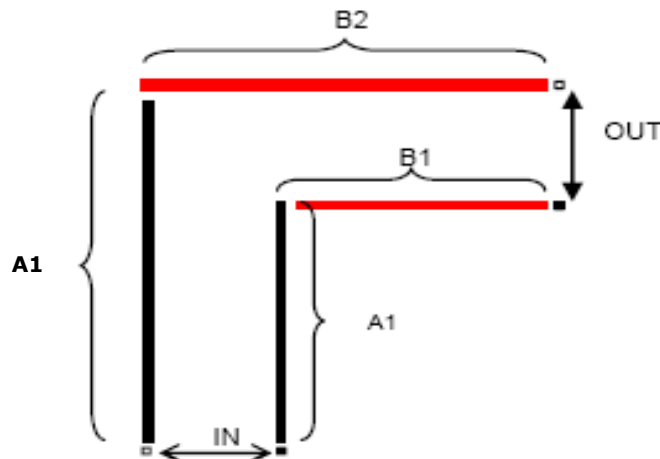
Element. < A > at the IN gate and << B >> at the OUT gate

**Horse:** (minimum measurements)

|              | <b>IN</b> | A1 | A2 | B1 | B2 | <b>OUT</b> |
|--------------|-----------|----|----|----|----|------------|
| Single       | <b>3</b>  | 8  | 11 | 8  | 11 | <b>3</b>   |
| Pair         | <b>3</b>  | 8  | 11 | 8  | 11 | <b>3</b>   |
| Tandem       | <b>4</b>  | 8  | 12 | 8  | 12 | <b>4</b>   |
| Four in Hand | <b>4</b>  | 8  | 12 | 8  | 12 | <b>4</b>   |

**Pony:** (minimum measurements)

|              | <b>IN</b> | A1 | A2 | B1 | B2 | <b>OUT</b> |
|--------------|-----------|----|----|----|----|------------|
| Single       | <b>3</b>  | 8  | 11 | 8  | 11 | <b>3</b>   |
| Pair         | <b>3</b>  | 8  | 11 | 8  | 11 | <b>3</b>   |
| Tandem       | <b>3</b>  | 8  | 11 | 8  | 11 | <b>3</b>   |
| Four in Hand | <b>3</b>  | 8  | 11 | 8  | 11 | <b>3</b>   |



2. Double "L"

Construction:

Supports – 40 cm to 60 cm from ground to top of rail

Elements – must be free standing; parallel or perpendicular

Single or sectioned rails; separated by 20 cm-40 cm

Spacing.

Markers – indicating each section as follows:

A- within 15 cm of IN.

B – coloured or wrapped rails or markers on the ground.

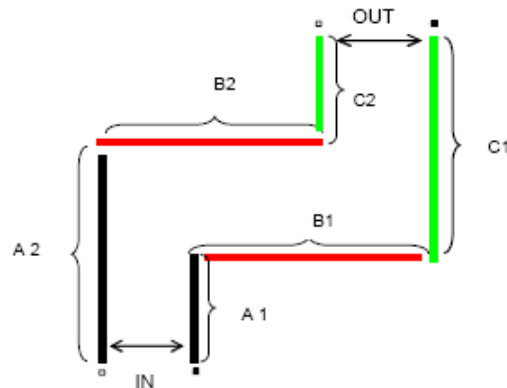
C – within 15 cm of OUT..

**Horse:** (minimum measurements)

|              | <b>IN</b> | AI | A2 | <b>B</b> | B1 | B2 | <b>C</b> | C1 | C2 | OUT |
|--------------|-----------|----|----|----------|----|----|----------|----|----|-----|
| Single       | <b>3</b>  | 5  | 9  | <b>4</b> | 10 | 9  | <b>4</b> | 9  | 5  | 4   |
| Pair         | <b>3</b>  | 5  | 9  | <b>4</b> | 10 | 9  | <b>4</b> | 9  | 5  | 4   |
| Tandem       | <b>4</b>  | 5  | 10 | <b>5</b> | 10 | 9  | <b>5</b> | 10 | 5  | 5   |
| Four in Hand | <b>4</b>  | 5  | 10 | <b>5</b> | 10 | 9  | <b>5</b> | 10 | 5  | 5   |

**Pony:** (minimum measurements)

|              | <b>IN</b> | AI | A2 | <b>B</b> | B1 | B2 | <b>C</b> | C1 | C2 | OUT |
|--------------|-----------|----|----|----------|----|----|----------|----|----|-----|
| Single       | <b>3</b>  | 5  | 9  | <b>4</b> | 9  | 9  | <b>4</b> | 9  | 5  | 4   |
| Pair         | <b>3</b>  | 5  | 9  | <b>4</b> | 9  | 9  | <b>4</b> | 9  | 5  | 4   |
| Tandem       | <b>3</b>  | 5  | 9  | <b>4</b> | 9  | 9  | <b>4</b> | 9  | 5  | 4   |
| Four in Hand | <b>3</b>  | 5  | 9  | <b>4</b> | 9  | 9  | <b>4</b> | 9  | 5  | 4   |



**3. Single "U"**

Construction:

Supports – 40 cm to 60 cm from ground to top of rail

Elements – must be free standing; parallel or perpendicular

Single or sectioned rails; separated by 20 cm-40 cm

Spacing

Markers – indicating each section as follows:

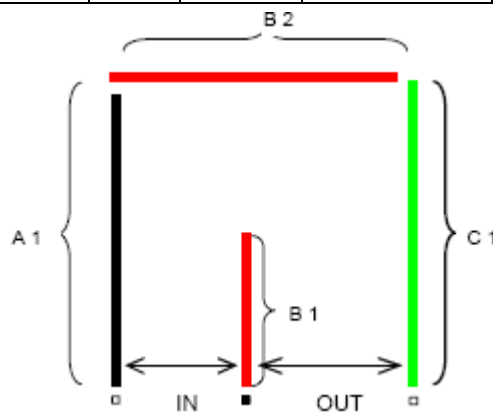
- A - within 15 cm of IN.
- B - coloured or wrapped rails or markers on the ground.
- C - outside but within 15 cm of C.

**Horse:** (minimum measurements)

|              | <b>IN</b> | A1 | <b>B</b> | B1 | B2 | C1 | <b>OUT</b> |
|--------------|-----------|----|----------|----|----|----|------------|
| Single       | <b>3</b>  | 9  | <b>4</b> | 5  | 7  | 9  | <b>4</b>   |
| Pair         | <b>3</b>  | 9  | <b>4</b> | 5  | 7  | 9  | <b>4</b>   |
| Tandem       | <b>4</b>  | 9  | <b>5</b> | 5  | 9  | 10 | <b>5</b>   |
| Four in Hand | <b>4</b>  | 9  | <b>5</b> | 5  | 9  | 10 | <b>5</b>   |

**Pony:** (minimum measurements)

|              | <b>IN</b> | A1 | <b>B</b> | B1 | B2 | C1 | <b>OUT</b> |
|--------------|-----------|----|----------|----|----|----|------------|
| Single       | <b>2</b>  | 8  | <b>3</b> | 5  | 5  | 8  | <b>3</b>   |
| Pair         | <b>3</b>  | 9  | <b>4</b> | 5  | 7  | 9  | <b>4</b>   |
| Tandem       | <b>3</b>  | 9  | <b>4</b> | 5  | 7  | 9  | <b>4</b>   |
| Four in Hand | <b>3</b>  | 9  | <b>4</b> | 5  | 7  | 9  | <b>4</b>   |



**4. Double "U"**

Construction:

Supports – 40 cm to 60 cm from ground to top of rail

Elements – must be free standing; parallel or perpendicular

Single or sectioned rails; separated by 20 cm-40 cm

Spacing

Markers – indicating each section as follows:

A- within 15 cm of IN.

B, C – coloured or wrapped rails or markers on the ground.

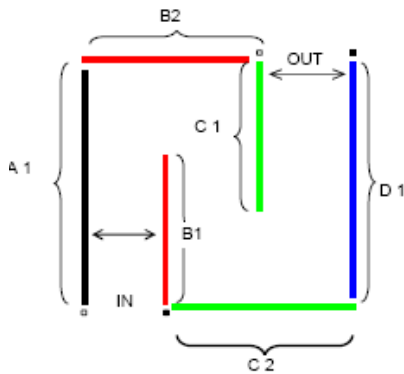
D – within 15 cm of OUT.

**Horse:** (minimum measurements)

|              | <b>IN</b> | AI | <b>B</b> | B1 | B2 | <b>C</b> | C1 | C2 | D1 | OUT |
|--------------|-----------|----|----------|----|----|----------|----|----|----|-----|
| Single       | <b>3</b>  | 12 | <b>4</b> | 8  | 7  | <b>4</b> | 8  | 8  | 12 | 4   |
| Pair         | <b>3</b>  | 12 | <b>4</b> | 8  | 7  | <b>4</b> | 8  | 8  | 12 | 4   |
| Tandem       | <b>4</b>  | 13 | <b>5</b> | 8  | 9  | <b>5</b> | 8  | 10 | 13 | 5   |
| Four in Hand | <b>4</b>  | 13 | <b>5</b> | 8  | 9  | <b>5</b> | 8  | 10 | 13 | 5   |

**Pony:** (minimum measurements)

|              | <b>IN</b> | AI | <b>B</b> | B1 | B2 | <b>C</b> | C1 | C2 | D1 | OUT |
|--------------|-----------|----|----------|----|----|----------|----|----|----|-----|
| Single       | <b>2</b>  | 9  | <b>3</b> | 6  | 5  | <b>3</b> | 6  | 6  | 9  | 3   |
| Pair         | <b>3</b>  | 12 | <b>4</b> | 8  | 7  | <b>4</b> | 8  | 8  | 12 | 4   |
| Tandem       | <b>3</b>  | 12 | <b>4</b> | 8  | 7  | <b>4</b> | 8  | 8  | 12 | 4   |
| Four in Hand | <b>3</b>  | 12 | <b>4</b> | 8  | 7  | <b>4</b> | 8  | 8  | 12 | 4   |



**5. Box**

Construction:

Supports – 40 cm to 60 cm from ground to top of rail

Elements – must be free standing; parallel or perpendicular

Single or sectioned rails; separated by 20 cm-40 cm

Spacing

Markers – indicating each section as follows:

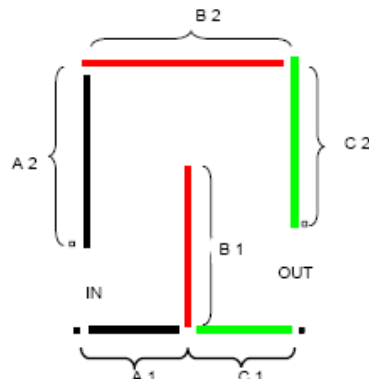
- A- within 15 cm of IN.
- B – coloured or wrapped rails or markers on the ground.
- C – outside but within 15 cm of C.

**Horse:** (minimum measurements)

|              | <b>IN</b> | AI | A2 | <b>B</b> | B1 | B2 | C1 | C2 | <b>OUT</b> |
|--------------|-----------|----|----|----------|----|----|----|----|------------|
| Single       | <b>3</b>  | 4  | 8  | <b>4</b> | 7  | 8  | 4  | 7  | <b>4</b>   |
| Pair         | <b>3</b>  | 4  | 8  | <b>4</b> | 7  | 8  | 4  | 7  | <b>4</b>   |
| Tandem       | <b>4</b>  | 5  | 9  | <b>5</b> | 8  | 10 | 5  | 8  | <b>5</b>   |
| Four-in-Hand | <b>4</b>  | 5  | 9  | <b>5</b> | 8  | 10 | 5  | 8  | <b>5</b>   |

**Pony:** (minimum measurements)

|              | <b>IN</b> | AI | A2 | <b>B</b> | B1 | B2 | C1 | C2 | <b>OUT</b> |
|--------------|-----------|----|----|----------|----|----|----|----|------------|
| Single       | <b>2</b>  | 3  | 7  | <b>3</b> | 6  | 6  | 3  | 6  | <b>3</b>   |
| Pair         | <b>3</b>  | 4  | 8  | <b>4</b> | 7  | 8  | 4  | 7  | <b>4</b>   |
| Tandem       | <b>3</b>  | 4  | 8  | <b>4</b> | 7  | 8  | 4  | 7  | <b>4</b>   |
| Four-in-Hand | <b>3</b>  | 4  | 8  | <b>4</b> | 7  | 8  | 4  | 7  | <b>4</b>   |



**6. Double Box**

Construction:

Supports – 40 cm to 60 cm from ground to top of rail

Elements – must be free standing; parallel or perpendicular

Single or sectioned rails; separated by 20 cm-40 cm

Spacing

Markers – indicating each section as follows:

A- within 15 cm of IN.

B, C – coloured or wrapped rails or markers on the ground.

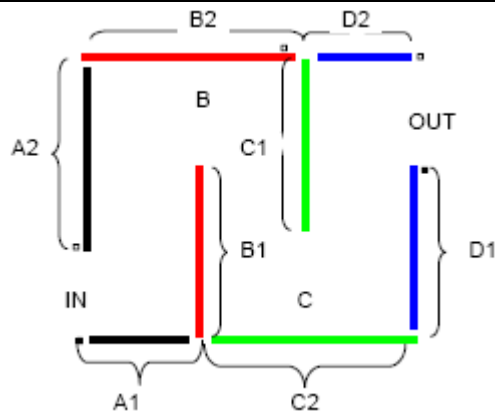
D – within 15 cm of OUT.

**Horse:** (minimum measurements)

|   | <b>IN</b> | A1 | A2 | <b>B</b> | B1 | B2 | <b>C</b> | C1 | C2 | D1 | D2 | <b>OUT</b> |
|---|-----------|----|----|----------|----|----|----------|----|----|----|----|------------|
| S | <b>3</b>  | 4  | 8  | <b>4</b> | 7  | 8  | <b>4</b> | 7  | 8  | 7  | 4  | <b>4</b>   |
| P | <b>3</b>  | 4  | 8  | <b>4</b> | 7  | 8  | <b>4</b> | 7  | 8  | 7  | 4  | <b>4</b>   |
| T | <b>4</b>  | 5  | 9  | <b>5</b> | 8  | 10 | <b>5</b> | 8  | 10 | 8  | 5  | <b>5</b>   |
| 4 | <b>4</b>  | 5  | 9  | <b>5</b> | 8  | 10 | <b>5</b> | 8  | 10 | 8  | 5  | <b>5</b>   |

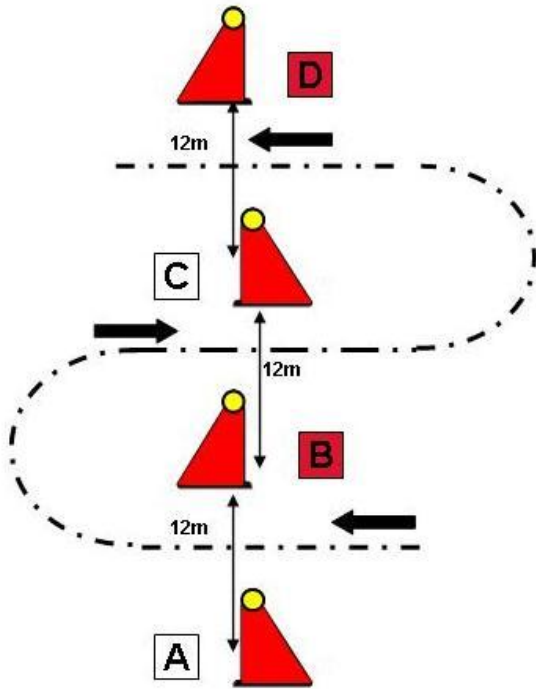
**Pony:** (minimum measurements)

|   | <b>IN</b> | A1 | A2 | <b>B</b> | B1 | B2 | <b>C</b> | C1 | C2 | D1 | D2 | <b>OUT</b> |
|---|-----------|----|----|----------|----|----|----------|----|----|----|----|------------|
| S | <b>2</b>  | 3  | 8  | <b>3</b> | 7  | 6  | <b>3</b> | 7  | 6  | 7  | 3  | <b>3</b>   |
| P | <b>3</b>  | 4  | 8  | <b>4</b> | 7  | 8  | <b>4</b> | 7  | 8  | 7  | 4  | <b>4</b>   |
| T | <b>3</b>  | 4  | 8  | <b>4</b> | 7  | 8  | <b>4</b> | 7  | 8  | 7  | 4  | <b>4</b>   |
| 4 | <b>3</b>  | 4  | 8  | <b>4</b> | 7  | 8  | <b>4</b> | 7  | 8  | 7  | 4  | <b>4</b>   |



**ANNEX 8 OPEN MULTIPLE OBSTACLES**

**1. SERPENTINE Art 952.3**

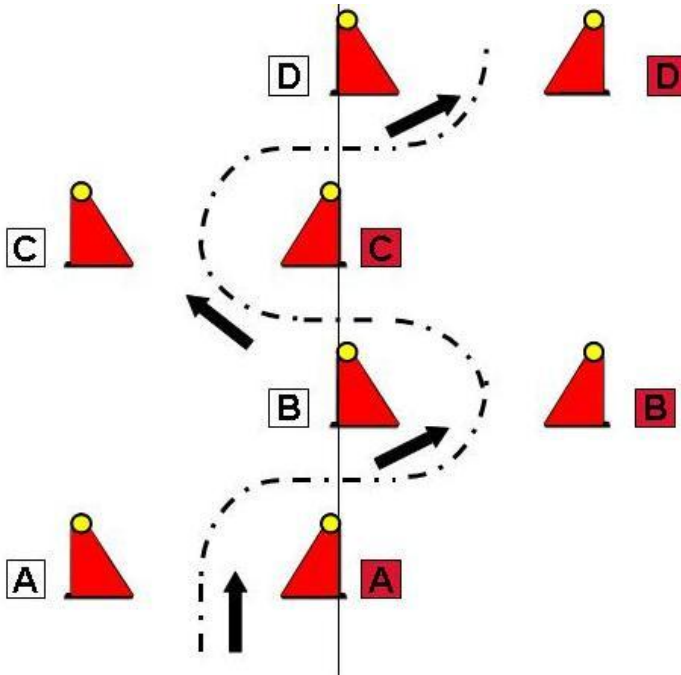


**Minimum distance between Cones** Centre to Centre

|              | Horses | Ponies |
|--------------|--------|--------|
| Four-in-Hand | 12m    | 10m    |
| Pair         | 8m     | 8m     |
| Tandem       | 12m    | 10m    |
| Single       | 8m     | 8m     |

Cones to be set in a straight line with Marker on opposite sides.

2. ZIG-ZAG: Art 952 .3



**Minimum distance between Cones** Centre to Centre

|                                 | Horses | Ponies |
|---------------------------------|--------|--------|
| Four-in-Hand                    | 12m    | 10m    |
| Pair                            | 11m    | 10m    |
| (See 953 1.1 Technical summary) |        |        |
| Tandem                          | 12m    | 10m    |
| Single                          | 11 m   | 10m    |

Centre line cones to be set in a straight line, either in front, at the Middle or at the rear of the cone (as shown above) with markers Placed within 15 cm.

The centre line cone shall not be adjusted, the outside cone shall Be set to the required track width.



**ANNEX 9 THE BRIDGE. Art 952.4**

Dimensions:

10m x 3m; maximum 20 cm high with fan shaped wings

Cones required at both ends adjacent to bridge, with red and White letters A at entrance and letters B at exit, set at a Constant clearance of 2.5 meters for all classes.

