



### Saddles with adjustable pads.

The gullet of the saddle should span the spine and allow the pads to bear on the more muscular part each side of the spine. The pad position when the harness leaves the factory may not be the right one for your horse. Therefore before using the harness for the first time, take care to position the pads so that the appropriate clearance is achieved to suit the individual conformation of the horse. Make sure that each pad is in exactly the same position on each side, so that the saddle sits absolutely level.




**ZGB Saddle**

The ZGB saddle, with its wider bearing surface is ideal for heavy duty driving, marathons and working horses.

Constructed using Zilco's unique elastomeric flexible tree, which conforms to the shape of most horses whilst giving good spine clearance. Fitted with 45mm (1 3/4") thick, high-density removable foam panels which can be positioned on the saddle via touch-tape backing for an optimum fit. Features purpose-moulded, abrasion resistant wear pads for greater durability. Saddle girth points are 32mm (1 1/4") wide and are lined for durability. 30mm (1 1/5") and 60mm (2 1/3") pads are available as an option.

	Width	Length Min.	Length Centre	Length Max.	
Cob	125mm (5")	105cm (41 1/3")	125cm (49 1/4")	145cm (57")	432847
Full	125mm (5")	115cm (45 1/4")	135cm (53")	155cm (61")	432848
Extra Full	125mm (5")	125cm (49 1/4")	145cm (57")	165cm (65 1/3")	432849



**ZGB Team Wheeler Saddle (Figure 8)**


Same sizing and features as the ZGB Saddle - Supplied as standard in ZGB and Elite Team harness. The Figure 8 terret gives a clear division between leader and wheel reins. Helps to hold the lead rein off the outside of wheeler's neck.

Cob	432853
Full	432854
Extra Full	432855

**ZGB Team Wheeler Saddle (Pedestal)**

Same sizing and features as the ZGB Saddle - Available as an option in ZGB and Elite Team Harness. Versatile traditional design which can be used on both near or off side wheeler without needing any adjustment.

Cob	432857
Full	432858
Extra Full	432859



**ZGB Saddle Pads**

Made using high-density foam, these removable panels are fully contoured to the horse's shape for greater comfort and performance. Designed to fit all models of the ZGB harness saddle range. Sold as a pair.

<b>A</b> Medium - 30mm (1 1/5")	415020
<b>B</b> Thick - 45mm (1 3/4")	415010
<b>C</b> Extra Thick - 60mm (2 1/3")	415000

Note: ZGB Saddle connecting straps are required for attaching tugs. See page 95.



### Classic Saddle

The Classic is a finer saddle, well suited for pleasure driving, dressage and marathon.

Constructed using Zilco's unique elastomeric flexible tree, which conforms to the shape of most horses whilst giving good spine clearance. 30mm (1 1/5") deep (Pony) and 45mm (1 3/4") deep (Cob and Full), high-density removable foam panels which can be positioned on the saddle via touch-tape backing for an optimum fit. Features purpose-moulded, abrasion resistant wear pads for greater durability. Saddle girth points are 25mm (1") wide and are lined for durability. The integrated back-strap means connecting straps are not required. This gives more room for adjustment of the shaft loop position.

	Width	Length Min.	Length Centre	Length Max.	
Pony	100mm (4")	100cm (39 1/3")	120cm (47 1/4")	140cm (55")	444845
Cob	100mm (4")	105cm (41 1/3")	125cm (49 1/4")	145cm (57")	444855
Full	100mm (4")	115cm (45 1/4")	135cm (53")	155cm (61")	444865



Special terrets allows the backband to slide

### Classic Sliding Backband Saddle

Same sizing (varying widths) and features as the Classic Saddle - This model is designed for use with two or four wheeled vehicles that have rigid fixed shafts. Unique design Zilco saddle terrets for free movement of backband. Allows shafts to self balance for a more comfortable ride for both horse and passengers.

	Width	
Pony	100mm (4")	444885
Cob	125mm (5")	444890
Full	125mm (5")	444895



Team Wheeler Saddle with Centre Pedestal Terret Available as an option (by request)

### Classic Team Saddle


Same sizing and features as the Classic Saddle - Supplied as standard in Classic Team harness. The Figure 8 terret gives a clear division between leader and wheeler reins. Helps to hold the lead rein off the outside of wheeler's neck.

Pony	444872
Cob	444873
Full	444874

### Classic Tandem Wheeler Saddle

Same sizing and features as the Classic Saddle - Figure 8 terrets give clear division between the wheeler reins (bottom ring) and the leader reins (top ring).

Pony	444877
Cob	444878
Full	444879



### Classic Saddle Pads

Made using high-density foam, these removable panels are fully contoured to the horse's shape for greater comfort and performance. Designed to fit all models of the Classic harness saddle range. Sold as a pair.

<b>A</b> Cob/Full Size - 45mm (1 3/4")	415050
<b>B</b> Cob/Full Size - 30mm (1 1/5")	415060
<b>C</b> Pony - 30mm (1 1/5")	415080



**Brun Saddle**

The Brun is a finer saddle, well suited for pleasure driving, dressage and marathon. Constructed using Zilco's unique elastomeric flexible tree, which conforms to the shape of most horses whilst giving good spine clearance. 30mm (1 1/5") deep (Pony) and 45mm (1 3/4") deep (Cob and Full), high-density removable foam panels which can be positioned on the saddle via touch-tape backing for an optimum fit. Features purpose-moulded, abrasion resistant wear pads for greater durability. Saddle girth points are 25mm (1") wide and are lined for durability. The integrated back-strap means connecting straps are not required. This gives more room for adjustment of the shaft loop position.

	Width	Length Min.	Length Centre	Length Max.	
Pony	100mm (4")	100cm (39 1/3")	120cm (47 1/4")	140cm (55")	<b>430850</b>
Cob	100mm (4")	105cm (41 1/3")	125cm (49 1/4")	145cm (57")	<b>430855</b>
Full	100mm (4")	115cm (45 1/4")	135cm (53")	155cm (61")	<b>430865</b>



**Brun Team Wheeler Saddle**

Same sizing and features as the Brun Saddle - Supplied as standard in Brun Team harness. The Figure 8 terret gives a clear division between leader and wheeler reins. Helps to hold the lead rein off the outside of wheeler's neck.

Pony	<b>430872</b>
Cob	<b>430874</b>
Full	<b>430876</b>



**Conway Buckles.**

Some drivers switch from two to four wheeled vehicles, or between different vehicles with fixed or independent shafts. In these circumstances, it is desirable to control or limit the amount of slide on the Sliding Backband Saddles from the Classic, SL and Tedex range.

The Conway buckle offers a simple solution that controls the amount of slide required to suit a particular vehicle. This allows complete flexibility to easily adapt to the individual design of the vehicle and achieve the desired amount of backband movement. The Conway is fitted above the tug, and can be adjusted up or down to allow more, or less sliding movement to suit the vehicle in use.

Conway buckle fitted to Classic sliding backband saddle, to control or limit the amount of slide required depending on the vehicle design. See page 114.



**SL Plus Saddle**

Constructed using Zilco's unique elastomeric flexible tree, which conforms to the shape of most horses whilst giving good spine clearance. Features built-in 30mm (1 1/5") thick waffle pads, for use with or without a saddle pad. Fitted with purpose-moulded, abrasion resistant wear pads for greater durability. The girth points are 25mm (1") wide and lined for added durability.

	Width	Length Min.	Length Centre	Length Max.	
Pony	95mm (3 3/4")	100cm (39 1/3")	120cm (47 1/4")	140cm (55")	483364
Cob	100mm (4")	105cm (41 1/3")	125cm (49 1/4")	145cm (57")	483366
Full	100mm (4")	115cm (45 1/4")	135cm (53")	155cm (61")	483368



**SL Saddle**

The SL Saddle is a treeless design making it more flexible and offers a comfortable fit for all types of conformation. Features in-built waffle pads, so they can be used with or without an extra saddle pad. 25mm (1") Wide girth points, lined for added durability. Supplied as standard in all SL Harness.

	Width	Length Min.	Length Centre	Length Max.	
Mini	65mm (2 1/2")	75cm (29")	95cm (37 1/2")	114cm (45")	449564
Shetland	65mm (2 1/2")	76cm (30")	106cm (41 1/2")	135cm (53")	448564
Small Pony	65mm (2 1/2")	86cm (34")	111cm (43 3/4")	136cm (54")	447564



Special terrets allows the backband to slide

**SL Deluxe Saddle with Sliding Backband**

Same features as the SL Deluxe Saddle - This model is designed for use with two or four wheeled vehicles that have rigid fixed shafts. Unique design Zilco saddle terrets for free movement of backband. Allows shafts to self balance for a more comfortable ride for both horse and passengers.

	Width	Length Min.	Length Max.	
Mini	85mm (3 1/3")	81cm (32")	116cm (45 3/4")	449554
Shetland/Small Pony	85mm (3 1/3")	89cm (35")	129cm (50 3/4")	448554



**SL Deluxe Saddle**

Same sizing and features as the SL Saddle - The SL Deluxe saddle features Zilco's unique elastomeric tree, that conforms to the shape of most ponies to give good spine clearance. Fitted with high-density removable foam panels which can be positioned on the saddle via touch-tape backing for an optimum fit. Features purpose-moulded, abrasion resistant wear pads for greater durability.

Mini	449574
Shetland	448574
Small Pony	447574



**WebZ Saddle**

Made from purpose woven polypropylene webbing in two and three ply. Sprung steel tree design which comes fitted with contoured pads that can be repositioned to suit different horse conformations. The pads are covered with an easy-clean PVC material that has a dimpled, leather-look finish. Top straps and girth billets are faced with PVC material for longer wear.

	Width	Length Min.	Length Centre	Length Max.	
Pony	100mm (4")	100cm (39 1/3")	120cm (47 1/4")	140cm (55")	<b>490364</b>
Cob	100mm (4")	105cm (41 1/3")	125cm (49 1/4")	145cm (57")	<b>490366</b>
Full	100mm (4")	115cm (45 1/4")	135cm (53")	155cm (61")	<b>490368</b>
Extra Full	100mm (4")	130cm (51")	155cm (61")	180cm (71")	<b>490369</b>



**Tedex Saddle**

Built on a steel tree and is fitted with high density adjustable saddle pads for an optimum fit. Sliding backband style saddle, designed for use with two or four wheeled vehicles that have rigid fixed shafts. The design allows the backband to slide freely. The backband can also be locked into position with a Conway Buckle when free movement is not required.

	Width	Length Min.	Length Centre	Length Max.	
Shetland	100mm (4")	102cm (40")	120cm (47 1/4")	138cm (54 1/3")	<b>460150</b>
Pony	100mm (4")	114cm (45")	131cm (51 1/2")	145cm (57")	<b>460250</b>
Cob	100mm (4")	122cm (48")	140cm (55 1/8")	157cm (62")	<b>460350</b>
Full	100mm (4")	134cm (53")	152cm (60")	168cm (66")	<b>460450</b>
Extra Full	100mm (4")	143cm (56")	160cm (63")	175cm (69")	<b>460550</b>



Photo: Paul Orchard



**Sliding Backband Top Strap**

To suit Classic saddles.

**Long:** Designed when Shaft Loops are being employed.

**Short:** Designed when Quick Release Shaft Loops are being employed.

	Length	
Long - Pony	192cm (75 1/2")	444901
Long - Cob	200cm (79")	444902
Long - Full	205cm (81")	444903
Short - Pony	100cm (39")	444907
Short - Cob	105cm (41")	444908
Short - Full	125cm (49")	444909

**ZGB Saddle Connecting Straps**

32mm (1 1/4") straps that loop onto the saddle dee. Designed to secure the shaft loops/tugs in place. Supplied with all ZGB and Elite Harness Sets.

	Length	
Cob	47cm (18 1/2")	433027
Full	52cm (20 1/2")	433028
Extra Full	57cm (22 1/2")	433029



**Team Centre Pedestal Saddle Terret**

For use on team wheeler saddles, and carries the leader reins in the traditional style.

476022



**Figure 8 Saddle Terret**

For use on wheeler saddles in team sets. Should be attached on the near side of the saddle for the near-side wheeler, or on the off-side for the off-side wheeler. The wheeler rein is fed through the bottom loop, and the leader rein through the top loop - to prevent them from becoming tangled. Stainless Steel. Sold as each.

476020



**Saddle Terrets**

To suit various Zilco Harness saddles Stainless Steel. Sold as a pair.

**A Large** 433590

**B Small** 525055



Classic Team harness fitted with Team Centre Pedestal Saddle Terrets.



Elite Team harness fitted with Figure 8 Saddle Terrets.

## SHAFT FITTINGS



### Standard Quick Release Tugs

25mm (1") to suit Classic Saddles, 32mm (1 1/4") to suit ZGB and Elite Saddles. Sold as a pair.

25mm 444813  
32mm 444815



### Brun Quick Release Tugs

To suit Brun Saddles. 25mm (1"). Sold as a pair.

430813



### SL Plus Quick Release Tugs

Suits SL Plus Saddles, but may be used on most saddles with 25mm (1") top straps. Sold as a pair.

483380



### SL Quick Release Tugs

Suits SL Saddles. 25mm (1"). Sold as a pair.

444811



### WebZ Quick Release Tugs

Standard with all WebZ Harness sets. 32mm (1 1/4"). Sold as a pair.

490380



### Tedex Quick Release Tugs

Standard with all Tedex Harness sets. 32mm (1 1/4"). Sold as a pair.

460065



### Tedex Shaft Loops

Optional extra for Tedex Harness sets. 32mm (1 1/4"). Sold as a pair.

460062



### Tilbury Tugs

25mm (1") to suit Classic Saddles, 32mm (1 1/4") to suit ZGB and Elite Saddles. Sold as a pair.

25mm 433010  
32mm 433011



Features two extra straps. One wraps around the saddle to prevent horizontal movement, and one anchors the tug to the D-ring on the bottom of the saddle to prevent vertical movement.

### Quick Release Marathon Tugs

Designed specifically for marathon, 32mm to fit ZGB Saddles, 25mm to fit Classic Saddles.

25mm (1") 444823  
32mm (1 1/4") 444825



### SL Marathon Style Shaft Loops

Standard in all Single SL, Single SL SportZ and Single SL Sliding Backband Harness sets. 25mm (1"). Sold as a pair.

448580



### Shaft Loops

Optional extra for use with Classic Sliding Backband Harness. Requires Long Sliding Backband Top Strap (page 95) to function. 25mm (1"). Sold as a pair.

444795

## Quick Release Tugs & Shaft Loops.

Quick release tugs consist of a buckle with a metal loop (male part), which buckles to the strap or connector strap that hangs from the saddle. To form the shaft loop, the female part fits over the male part, and the saddle strap connector threads through the male part to hold the two parts together. For shafts with a closed loop end design (as in photo), it is necessary to open and close the QR tugs around the shaft end every time the horse is put to the vehicle.

Ideally, the shaft tugs should be at a level where the saddle flap is at its widest, and where there is protection of the wear plate on the saddle. However this will vary slightly depending on the design and curvature of the shafts.



Scan the code and watch how to fit your Quick Release Marathon Tugs with our short video on YouTube.